







NATIONAL TREASURY (NT)																																																																																																																																
MONTHLY REPORT - FINANCE MANAGEMENT GRANT (FMG) - DIVISION OF REVENUE ACT (DRA)																																																																																																																																
<p><i>Note - Must be filed by: 017-345 5332 (Ext 450 5412) & emailed to: treasurymail@nt.gov.gu. The municipality is required to confirm receipt by return 012 345 5301-5309.</i></p> <p><i>Note - Funds highlighted in yellow should be completed. Other fields are auto-filled and reserved for comments. The Municipality is required to provide comments and supporting documentation where necessary.</i></p>																																																																																																																																
<p>Name of Municipality: LMAT2 Nukunono</p> <p>Financial Year: 2025/26</p> <p>Month: 006 December</p>																																																																																																																																
Section A: Previous Financial Year																																																																																																																																
Financial Management Grant Received and Expenditure Incurred 2024/25																																																																																																																																
<table border="1"> <thead> <tr> <th></th> <th>Amount</th> <th>Comment</th> </tr> </thead> <tbody> <tr> <td>Total FMG received</td> <td>1,800,000.00</td> <td></td> </tr> <tr> <td>Total FMG Expenditure</td> <td>1,800,000.00</td> <td></td> </tr> <tr> <td>FMG unspent</td> <td>0.00</td> <td><i>Note - If funds committed, follow process for rollover of funds. Please note that this should not be a negative amount.</i></td> </tr> <tr> <td>FMG unspent and returned to the National Revenue Fund</td> <td>0.00</td> <td><i>Note - This should only be unspent FMG funds returned to the National Revenue Fund or taken off equitable share.</i></td> </tr> <tr> <td>Total FMG unspent as at end of financial year</td> <td>0.00</td> <td><i>Note - This should be funds that are approved by NT as rollover.</i></td> </tr> </tbody> </table>											Amount	Comment	Total FMG received	1,800,000.00		Total FMG Expenditure	1,800,000.00		FMG unspent	0.00	<i>Note - If funds committed, follow process for rollover of funds. Please note that this should not be a negative amount.</i>	FMG unspent and returned to the National Revenue Fund	0.00	<i>Note - This should only be unspent FMG funds returned to the National Revenue Fund or taken off equitable share.</i>	Total FMG unspent as at end of financial year	0.00	<i>Note - This should be funds that are approved by NT as rollover.</i>																																																																																																					
	Amount	Comment																																																																																																																														
Total FMG received	1,800,000.00																																																																																																																															
Total FMG Expenditure	1,800,000.00																																																																																																																															
FMG unspent	0.00	<i>Note - If funds committed, follow process for rollover of funds. Please note that this should not be a negative amount.</i>																																																																																																																														
FMG unspent and returned to the National Revenue Fund	0.00	<i>Note - This should only be unspent FMG funds returned to the National Revenue Fund or taken off equitable share.</i>																																																																																																																														
Total FMG unspent as at end of financial year	0.00	<i>Note - This should be funds that are approved by NT as rollover.</i>																																																																																																																														
Section B: Current Financial Year 2025/26																																																																																																																																
Financial Management Grant Received and Expenditure Incurred																																																																																																																																
<table border="1"> <thead> <tr> <th></th> <th>Amount</th> <th>Comment</th> </tr> </thead> <tbody> <tr> <td>Total FMG received for current financial year</td> <td>1,000,000.00</td> <td></td> </tr> <tr> <td>Total unspent FMG approved for rollover (Refer to Section A: A15)</td> <td>0.00</td> <td></td> </tr> <tr> <td>Total FMG received</td> <td>4,000,000.00</td> <td></td> </tr> <tr> <td>Total spent year-to-date (See last month's return - Section B: A31)</td> <td>754,882.73</td> <td><i>Please note for July's return, this amount would be 0.</i></td> </tr> <tr> <td>Total spending this month</td> <td>264,706.27</td> <td></td> </tr> <tr> <td> <table border="1"> <thead> <tr> <th></th> <th>Aggregate spending from previous months</th> <th>Total spending to date</th> <th>Allocation as per support plan</th> <th>Allocation Unspent</th> <th>Comment</th> </tr> </thead> <tbody> <tr> <td>Salaries, Wages, and Benefits</td> <td>72,081.56</td> <td>2,180,973.56</td> <td>2,013,175.10</td> <td>167,800.00</td> <td>211,874.90</td> </tr> <tr> <td>Training in support of Minimum Competency Regulations</td> <td>0.00</td> <td>132,191.18</td> <td>123,119.18</td> <td>10,000.00</td> <td>187,730.82</td> </tr> <tr> <td>Towards strengthening capacity in Budget and Treasury Office (BTO), internal audit and audit committees</td> <td>0.00</td> <td>1,724,000.00</td> <td>1,200,000.00</td> <td>500,000.00</td> <td>217,955.00</td> </tr> <tr> <td>Acquisition, Upgrading and Maintenance of Financial Systems</td> <td>218,118.72</td> <td>42,080,000.00</td> <td>65,610,000.00</td> <td>80,000.00</td> <td>203,316.28</td> </tr> <tr> <td>Total FMG spent</td> <td>1,001,196.00</td> <td>81,205,173.74</td> <td>66,911,294.28</td> <td>100,000.00</td> <td>83,000.00</td> </tr> <tr> <td>Percentage spent</td> <td>54.89</td> <td></td> <td></td> <td></td> <td></td> </tr> <tr> <td>Total FMG unspent for current financial year</td> <td>858,811.00</td> <td></td> <td></td> <td></td> <td><i>Note - AQSB must return any unspent FMG allocations, not approved for rollover, to the National Revenue Fund.</i></td> </tr> </tbody> </table> </td> </tr> <tr> <td colspan="10">Section C: (Current Financial Year)</td> </tr> <tr> <td colspan="10"> <p>The municipality is required to compile and submit the FMG Support Plan to the National Treasury in April, prior to the commencement of the new financial year and any amendments thereafter, within 30 days.</p> </td> </tr> <tr> <td colspan="10"> <p>Performance Information: Institutional</p> <table border="1"> <thead> <tr> <th>Yes/No</th> <th>Number</th> </tr> </thead> <tbody> <tr> <td>Number of officials compliant with the competency regulations</td> <td>34</td> </tr> <tr> <td>Number of financial management training completed during the financial year</td> <td>0</td> </tr> <tr> <td>Is the municipality MSCOA compliant?</td> <td>Yes</td> </tr> <tr> <td>Number of interns awarded since 2000</td> <td>54</td> </tr> <tr> <td>Number of interns appointed</td> <td>4</td> </tr> </tbody> </table> </td> </tr> <tr> <td colspan="10"> <p>Confirmation & Authorization from the Accounting Officer & Chief Financial Officer or Delegate</p> <p>Name of the Chief Financial Officer: Mathabattie C.S Signature:  Date: 14/01/2026</p> <p>Name of the Accounting Officer: Mothayb KT Signature:  Date: 14/01/2026</p> </td> </tr> </tbody> </table>											Amount	Comment	Total FMG received for current financial year	1,000,000.00		Total unspent FMG approved for rollover (Refer to Section A: A15)	0.00		Total FMG received	4,000,000.00		Total spent year-to-date (See last month's return - Section B: A31)	754,882.73	<i>Please note for July's return, this amount would be 0.</i>	Total spending this month	264,706.27		<table border="1"> <thead> <tr> <th></th> <th>Aggregate spending from previous months</th> <th>Total spending to date</th> <th>Allocation as per support plan</th> <th>Allocation Unspent</th> <th>Comment</th> </tr> </thead> <tbody> <tr> <td>Salaries, Wages, and Benefits</td> <td>72,081.56</td> <td>2,180,973.56</td> <td>2,013,175.10</td> <td>167,800.00</td> <td>211,874.90</td> </tr> <tr> <td>Training in support of Minimum Competency Regulations</td> <td>0.00</td> <td>132,191.18</td> <td>123,119.18</td> <td>10,000.00</td> <td>187,730.82</td> </tr> <tr> <td>Towards strengthening capacity in Budget and Treasury Office (BTO), internal audit and audit committees</td> <td>0.00</td> <td>1,724,000.00</td> <td>1,200,000.00</td> <td>500,000.00</td> <td>217,955.00</td> </tr> <tr> <td>Acquisition, Upgrading and Maintenance of Financial Systems</td> <td>218,118.72</td> <td>42,080,000.00</td> <td>65,610,000.00</td> <td>80,000.00</td> <td>203,316.28</td> </tr> <tr> <td>Total FMG spent</td> <td>1,001,196.00</td> <td>81,205,173.74</td> <td>66,911,294.28</td> <td>100,000.00</td> <td>83,000.00</td> </tr> <tr> <td>Percentage spent</td> <td>54.89</td> <td></td> <td></td> <td></td> <td></td> </tr> <tr> <td>Total FMG unspent for current financial year</td> <td>858,811.00</td> <td></td> <td></td> <td></td> <td><i>Note - AQSB must return any unspent FMG allocations, not approved for rollover, to the National Revenue Fund.</i></td> </tr> </tbody> </table>		Aggregate spending from previous months	Total spending to date	Allocation as per support plan	Allocation Unspent	Comment	Salaries, Wages, and Benefits	72,081.56	2,180,973.56	2,013,175.10	167,800.00	211,874.90	Training in support of Minimum Competency Regulations	0.00	132,191.18	123,119.18	10,000.00	187,730.82	Towards strengthening capacity in Budget and Treasury Office (BTO), internal audit and audit committees	0.00	1,724,000.00	1,200,000.00	500,000.00	217,955.00	Acquisition, Upgrading and Maintenance of Financial Systems	218,118.72	42,080,000.00	65,610,000.00	80,000.00	203,316.28	Total FMG spent	1,001,196.00	81,205,173.74	66,911,294.28	100,000.00	83,000.00	Percentage spent	54.89					Total FMG unspent for current financial year	858,811.00				<i>Note - AQSB must return any unspent FMG allocations, not approved for rollover, to the National Revenue Fund.</i>	Section C: (Current Financial Year)										<p>The municipality is required to compile and submit the FMG Support Plan to the National Treasury in April, prior to the commencement of the new financial year and any amendments thereafter, within 30 days.</p>										<p>Performance Information: Institutional</p> <table border="1"> <thead> <tr> <th>Yes/No</th> <th>Number</th> </tr> </thead> <tbody> <tr> <td>Number of officials compliant with the competency regulations</td> <td>34</td> </tr> <tr> <td>Number of financial management training completed during the financial year</td> <td>0</td> </tr> <tr> <td>Is the municipality MSCOA compliant?</td> <td>Yes</td> </tr> <tr> <td>Number of interns awarded since 2000</td> <td>54</td> </tr> <tr> <td>Number of interns appointed</td> <td>4</td> </tr> </tbody> </table>										Yes/No	Number	Number of officials compliant with the competency regulations	34	Number of financial management training completed during the financial year	0	Is the municipality MSCOA compliant?	Yes	Number of interns awarded since 2000	54	Number of interns appointed	4	<p>Confirmation & Authorization from the Accounting Officer & Chief Financial Officer or Delegate</p> <p>Name of the Chief Financial Officer: Mathabattie C.S Signature:  Date: 14/01/2026</p> <p>Name of the Accounting Officer: Mothayb KT Signature:  Date: 14/01/2026</p>									
	Amount	Comment																																																																																																																														
Total FMG received for current financial year	1,000,000.00																																																																																																																															
Total unspent FMG approved for rollover (Refer to Section A: A15)	0.00																																																																																																																															
Total FMG received	4,000,000.00																																																																																																																															
Total spent year-to-date (See last month's return - Section B: A31)	754,882.73	<i>Please note for July's return, this amount would be 0.</i>																																																																																																																														
Total spending this month	264,706.27																																																																																																																															
<table border="1"> <thead> <tr> <th></th> <th>Aggregate spending from previous months</th> <th>Total spending to date</th> <th>Allocation as per support plan</th> <th>Allocation Unspent</th> <th>Comment</th> </tr> </thead> <tbody> <tr> <td>Salaries, Wages, and Benefits</td> <td>72,081.56</td> <td>2,180,973.56</td> <td>2,013,175.10</td> <td>167,800.00</td> <td>211,874.90</td> </tr> <tr> <td>Training in support of Minimum Competency Regulations</td> <td>0.00</td> <td>132,191.18</td> <td>123,119.18</td> <td>10,000.00</td> <td>187,730.82</td> </tr> <tr> <td>Towards strengthening capacity in Budget and Treasury Office (BTO), internal audit and audit committees</td> <td>0.00</td> <td>1,724,000.00</td> <td>1,200,000.00</td> <td>500,000.00</td> <td>217,955.00</td> </tr> <tr> <td>Acquisition, Upgrading and Maintenance of Financial Systems</td> <td>218,118.72</td> <td>42,080,000.00</td> <td>65,610,000.00</td> <td>80,000.00</td> <td>203,316.28</td> </tr> <tr> <td>Total FMG spent</td> <td>1,001,196.00</td> <td>81,205,173.74</td> <td>66,911,294.28</td> <td>100,000.00</td> <td>83,000.00</td> </tr> <tr> <td>Percentage spent</td> <td>54.89</td> <td></td> <td></td> <td></td> <td></td> </tr> <tr> <td>Total FMG unspent for current financial year</td> <td>858,811.00</td> <td></td> <td></td> <td></td> <td><i>Note - AQSB must return any unspent FMG allocations, not approved for rollover, to the National Revenue Fund.</i></td> </tr> </tbody> </table>		Aggregate spending from previous months	Total spending to date	Allocation as per support plan	Allocation Unspent	Comment	Salaries, Wages, and Benefits	72,081.56	2,180,973.56	2,013,175.10	167,800.00	211,874.90	Training in support of Minimum Competency Regulations	0.00	132,191.18	123,119.18	10,000.00	187,730.82	Towards strengthening capacity in Budget and Treasury Office (BTO), internal audit and audit committees	0.00	1,724,000.00	1,200,000.00	500,000.00	217,955.00	Acquisition, Upgrading and Maintenance of Financial Systems	218,118.72	42,080,000.00	65,610,000.00	80,000.00	203,316.28	Total FMG spent	1,001,196.00	81,205,173.74	66,911,294.28	100,000.00	83,000.00	Percentage spent	54.89					Total FMG unspent for current financial year	858,811.00				<i>Note - AQSB must return any unspent FMG allocations, not approved for rollover, to the National Revenue Fund.</i>																																																																																
	Aggregate spending from previous months	Total spending to date	Allocation as per support plan	Allocation Unspent	Comment																																																																																																																											
Salaries, Wages, and Benefits	72,081.56	2,180,973.56	2,013,175.10	167,800.00	211,874.90																																																																																																																											
Training in support of Minimum Competency Regulations	0.00	132,191.18	123,119.18	10,000.00	187,730.82																																																																																																																											
Towards strengthening capacity in Budget and Treasury Office (BTO), internal audit and audit committees	0.00	1,724,000.00	1,200,000.00	500,000.00	217,955.00																																																																																																																											
Acquisition, Upgrading and Maintenance of Financial Systems	218,118.72	42,080,000.00	65,610,000.00	80,000.00	203,316.28																																																																																																																											
Total FMG spent	1,001,196.00	81,205,173.74	66,911,294.28	100,000.00	83,000.00																																																																																																																											
Percentage spent	54.89																																																																																																																															
Total FMG unspent for current financial year	858,811.00				<i>Note - AQSB must return any unspent FMG allocations, not approved for rollover, to the National Revenue Fund.</i>																																																																																																																											
Section C: (Current Financial Year)																																																																																																																																
<p>The municipality is required to compile and submit the FMG Support Plan to the National Treasury in April, prior to the commencement of the new financial year and any amendments thereafter, within 30 days.</p>																																																																																																																																
<p>Performance Information: Institutional</p> <table border="1"> <thead> <tr> <th>Yes/No</th> <th>Number</th> </tr> </thead> <tbody> <tr> <td>Number of officials compliant with the competency regulations</td> <td>34</td> </tr> <tr> <td>Number of financial management training completed during the financial year</td> <td>0</td> </tr> <tr> <td>Is the municipality MSCOA compliant?</td> <td>Yes</td> </tr> <tr> <td>Number of interns awarded since 2000</td> <td>54</td> </tr> <tr> <td>Number of interns appointed</td> <td>4</td> </tr> </tbody> </table>										Yes/No	Number	Number of officials compliant with the competency regulations	34	Number of financial management training completed during the financial year	0	Is the municipality MSCOA compliant?	Yes	Number of interns awarded since 2000	54	Number of interns appointed	4																																																																																																											
Yes/No	Number																																																																																																																															
Number of officials compliant with the competency regulations	34																																																																																																																															
Number of financial management training completed during the financial year	0																																																																																																																															
Is the municipality MSCOA compliant?	Yes																																																																																																																															
Number of interns awarded since 2000	54																																																																																																																															
Number of interns appointed	4																																																																																																																															
<p>Confirmation & Authorization from the Accounting Officer & Chief Financial Officer or Delegate</p> <p>Name of the Chief Financial Officer: Mathabattie C.S Signature:  Date: 14/01/2026</p> <p>Name of the Accounting Officer: Mothayb KT Signature:  Date: 14/01/2026</p>																																																																																																																																